






































Scoreboard UK Wingsuit Performance Nationals 2017 (Netheravon)

Rank	Name		Time						Distance					Speed			Total
			Round 1		Round 2		Total	Round 1		Round 2		Total	Round 1		Total		
			[s]	%	[s]	%	%	[km]	%	[km]	%	%	[km/h]	%	%	%	
1	Anastasis Polykarpou (A)		84.7	93.4	86.3	95.1	94.3	5.192	100.0	4.428	98.0	99.0	313.9	96.8	96.8	290.0	
2	Dawid Winczewski (A)		86.1	94.9	84.6	93.3	94.1	4.919	94.7	4.138	91.6	93.2	324.4	100.0	100.0	287.3	
3	Alexey Shatilov (A)		90.7	100.0	90.7	100.0	100.0	4.641	89.4	4.478	99.1	94.3	299.9	92.5	92.5	286.7	
4	Alexey Galda (A)		87.7	96.7	90.2	99.4	98.1	5.137	98.9	4.518	100.0	99.5	285.5	88.0	88.0	285.6	
5	Ulf Munkedal (A)		84.0	92.6	74.8	82.5	87.5	4.625	89.1	4.080	90.3	89.7	321.1	99.0	99.0	276.2	
6	Paul Cain (A)		86.8	95.7	86.2	95.0	95.4	4.526	87.2	4.056	89.8	88.5	297.4	91.7	91.7	275.5	
7	Leonid Sigalov (A)		87.1	96.0	88.7	97.8	96.9	4.743	91.4	4.003	88.6	90.0	275.4	84.9	84.9	271.8	
8	Angelo Grubisic (A)		79.3	87.4	79.4	87.5	87.5	4.924	94.8	3.973	87.9	91.4	298.1	91.9	91.9	270.8	
9	Joseph Likierman (A)		76.9	84.8	78.1	86.1	85.4	4.192	80.7	4.121	91.2	86.0	310.0	95.6	95.6	267.0	
10	Janusz Paliszek (A)		81.3	89.6	77.9	85.9	87.8	4.234	81.6	3.652	80.8	81.2	299.5	92.3	92.3	261.3	
11	Spike Harper (A)		80.5	88.8	84.4	93.1	90.9	4.287	82.6	2.969	65.7	74.1	311.0	95.9	95.9	260.9	
12	Jackie Harper (A)		81.3	89.6	86.2	95.0	92.3	4.359	84.0	3.714	82.2	83.1	254.2	78.4	78.4	253.8	
13	Keith Skelley (A)		75.5	83.2	79.5	87.7	85.4	4.357	83.9	3.133	69.3	76.6	265.0	81.7	81.7	243.8	
14	Mike Williams (A)		74.1	81.7	74.6	82.2	82.0	4.060	78.2	3.394	75.1	76.7	272.2	83.9	83.9	242.5	
15	Steve Murfin (A)		67.6	74.5	65.6	72.3	73.4	3.876	74.6	3.364	74.5	74.6	303.8	93.7	93.7	241.7	
16	Kraig Evans (A)		60.4	66.6	63.4	69.9	68.2	3.967	76.4	2.830	62.6	69.5	293.0	90.3	90.3	228.1	
17	Redy Redfern (A)		74.2	81.8	70.9	78.2	80.0	3.192	61.5	2.991	66.2	63.8	270.4	83.4	83.4	227.2	
18	John Parker (A)		67.9	74.9	72.6	80.0	77.5	3.874	74.6	3.144	69.6	72.1	249.1	76.8	76.8	226.4	
19	Ray Norton (A)		59.7	65.8	59.6	65.7	65.8	3.646	70.2	2.800	62.0	66.1	274.3	84.6	84.6	216.4	
20	Oscar Lopez-Bueno (A)		61.2	67.5	56.2	62.0	64.7	3.673	70.7	2.823	62.5	66.6	261.4	80.6	80.6	211.9	
21	Ryan McAleese (A)		52.9	58.3	59.4	65.5	61.9	3.587	69.1	3.070	68.0	68.5	260.3	80.2	80.2	210.7	
22	Robert Sitarz (A)		60.8	67.0	62.9	69.3	68.2	3.239	62.4	2.743	60.7	61.5	260.6	80.4	80.4	210.1	
23	Stuart Perry (A)		61.6	67.9	59.0	65.0	66.5	3.574	68.8	3.048	67.5	68.2	234.4	72.3	72.3	206.9	
24	Tony Parker (A)		54.2	59.8	53.9	59.4	59.6	2.667	51.4	2.750	60.9	56.1	266.8	82.2	82.2	198.0	
25	Phil Owen (A)		53.6	59.1	58.3	64.3	61.7	2.754	53.0	2.665	59.0	56.0	250.6	77.2	77.2	195.0	
26	Chris Berte (I)		55.6	61.3	56.1	61.9	61.6	3.172	61.1	2.602	57.6	59.3	236.9	73.0	73.0	194.0	
27	Colin Preece (A)		59.9	66.0	57.6	63.5	64.8	1.579	30.4	2.540	56.2	43.3	271.1	83.6	83.6	191.7	
28	David Francis (I)		54.0	59.5	55.1	60.7	60.1	2.627	50.6	2.103	46.5	48.6	264.6	81.6	81.6	190.3	
29	Stewart Ewing (I)		55.2	60.9	52.8	58.2	59.5	3.044	58.6	2.122	47.0	52.8	241.6	74.5	74.5	186.8	
30	Thomas Brown (I)		56.1	61.9	52.0	57.3	59.6	2.885	55.6	2.000	44.3	49.9	240.1	74.0	74.0	183.5	
31	Florian Robin (R)		46.4	51.2	51.3	56.6	53.9	3.079	59.3	2.559	56.6	58.0	231.5	71.4	71.4	183.2	
32	Gary McGuinness (R)		37.2	41.0	48.6	53.6	47.3	2.666	51.3	2.110	46.7	49.0	271.8	83.8	83.8	180.1	
33	Richard Holder (R)		50.1	55.2	47.2	52.0	53.6	2.315	44.6	2.066	45.7	45.1	245.5	75.7	75.7	174.5	
34	Oliver Dixon (R)		38.6	42.6	40.6	44.8	43.7	2.083	40.1	2.006	44.4	42.3	272.9	84.1	84.1	170.1	
35	Leonard Woodcock (R)		38.6	42.6	46.2	50.9	46.7	2.444	47.1	2.065	45.7	46.4	232.6	71.7	71.7	164.8	
36	Dinesh Pall (R)		32.8	36.2	40.9	45.1	40.6	2.382	45.9	1.996	44.2	45.0	247.7	76.4	76.4	162.0	
37	Mark Newby (R)		40.8	45.0	36.5	40.2	42.6	2.205	42.5	2.087	46.2	44.3	240.8	74.3	74.3	161.2	